

May 2025



GAIA Capital Management Ltd

Investing in Partnership

GAIA FX+



- GAIA Capital Management Overview
- Products and Services
- Management Team
- Track Record
- Rankings
- Awards
- Risk Disclosure



Overview of GAIA

GAIA Capital Management, Ltd.

- GAIA Capital Management, Ltd (formerly GAIA Capital Partners est.2010) is a boutique Investment Advisory firm with offices in Seychelles, USA and Dubai.
- Focuses on Alternative Investment Advisory Services.
- GAIA Capital Management Ltd is registered as an Exempt Foreign Firm CTA with the National Futures Authority in the USA. NFA ID: 0477675. GAIA Capital Management LLC was previously regulated as a CTA, Forex Firm and Swap Firm with the National Futures Authority in the USA. NFA ID: #0507746.

Location

- Located in Dubai and USA with a primary focus on serving the commercial and financial requirements of the regions' Corporate sector (public and private) and High Net Worth Individuals.

Team

- Highly motivated and professional staff with a long-term commitment to Dubai and the **GAIA** region and a diverse set of complementary skills (Quantitative/Systematic Trading, equity capital raising, structured finance, CTA/FX Strategy and Fund Management)

Network

- Large business network of key players in finance and industry across the **Gulf, Asia, India & African** Region in addition to Europe and the USA.



Products and Services

Investment Management Services

- GAIA Capital provides professional account management utilizing the GAIA Systematic trading program called 'FX+'.
- GAIA FX+ is a systematic multi-strategy investment model that seeks to deliver strong risk adjusted alpha returns with low correlation to other investments.
- GAIA FX+'s Risk Management and Profit Objectives are integral to each trading signal upon initiation.
- GAIA Capital has assembled a multi-disciplinary team with extensive experience in portfolio management, time series analysis, statistical modeling and proprietary trading.
- The team has developed advanced proprietary technologies, including a trading engine that attempts to systematically identify and exploit non-random price behavior from high frequency global financial data across multiple asset classes and strategies.
- GAIA FX+ currently focuses on G10 currency pairs in the Interbank-FX market plus Gold and Silver, the most liquid market within an estimated \$5 trillion a day global pool.
- The GAIA trading model is both scalable and expandable and has previously been successfully traded on additional Currency pairs, Bullion, Commodity & Equity Index Futures.



Products and Services

GAIA FX+ Highlights

- Pure ALFA Generator
- Low Margin Utilization
- Bespoke Leverage and Overlay Applications
- Low Correlation to Traditional Asset Classes
- Proprietary Technology-repeatable yet flexible process
- Diversified across multiple time horizons
- Dynamically weighted allocations/risk adjustment
- Systematic models adapt quickly to market conditions
- Independent/Segregated account offering full transparency
- Investors & Manager Aligned



Products and Services

Our Competitive Edge

- **Multi-disciplinary Team**
 - **GAIA** has assembled a multi-functional team with extensive experience in the fields of asset management, strategy development and statistical analysis. Specific expertise in time series analysis, statistical modeling, forecasting, nonlinear physics, and management of vast real-time and historical data.
- **Research Driven**
 - Advanced tools and methods derived from modern mathematics and theoretical physics are utilized in the statistical analysis of high frequency financial data.
- **Alpha Emphasis**
 - Purely systematic focus on extracting alpha from non-random price anomalies, in contrast to traditional fully discretionary and beta-only strategies.
- **Global Reach**
 - Research team employs proprietary technology to systematically identify exploitable non-random price behavior that can be implemented across any tradable market worldwide.
- **Proprietary Technology**
 - Fully systematic rules based multi system trading program.
- **Multi-cycle Experience**
 - Team has over 100 years of combined experience in investing, trading and business management across multiple economic cycles.



Management Team

Nicholas White- 37 years Investment Experience – Managing Director

- Mr. White has been employed within the financial services industry since 1988. Commencing his career with Morgan Guaranty Trust Company (JP Morgan), he was then employed with Lehman Brothers, AMT Futures Limited and Smith Barney Europe (Citigroup). In November 1997 Mr. White was asked to assist with the establishment of a niche Fund Management operation, Seccom Limited as CIO, managing a global portfolio of Real Estate and Alternative Investment trading portfolios. In 2001 Mr. White set up his own investment management consultancy, Fitrol Investment Management, initially offering liquidity management services to off-shore hedge funds whilst further development of the quantitative trading programs took shape. The Fitrol Managed Futures Program went on to become one of the worlds best performing CTA programs of 2003 & in 2005 he was listed as Futures Magazine's 'Hot New CTA'.
- In October 2007 Mr. White was approached by prominent figures from within the Abu Dhabi community and requested to set up a regulated investment management boutique (Al Oula Capital) to be licensed by the UAE Central Bank and take up the position of CEO. The original mandate involved a JV between a consortium of Royal Family Offices and ADIA (Abu Dhabi Investment Authority) to create the first Alternative Fund Platform in the UAE. Given the global economic downturn the original project was delayed and he implemented an Investment Advisory Services Division of Al Oula Capital providing Corporate Finance, ECM/DCM, Private Equity and Wealth Management solutions to sovereign and semi-governmental entities across Abu Dhabi. Consecutively to the requirements of AOC, Mr. White focused on the requirements of the holding company, proactively managing a multi-billion-dollar Real Estate, Equities & Derivatives portfolio, originating/sourcing new JV's and strategic partnerships for the group & its affiliates and sitting on both the Investment and Executive committees.
- Over the past 30 years Mr. White has consulted on the set up and creation of numerous regulated Asset Management companies across multiple jurisdictions including the UK, the USA, France, Monaco and the UAE. His areas of focus are Global Financial Strategy, Regulated Structuring, Financial Architecture Development and Alternative Investment Fund/Platform creation, trading and distribution.
- Mr. White previously maintained a Securities/General Representative certification with the UK's FSA. He holds a Series 3 qualification from FINRA in the USA and is an approved principal with the NFA.



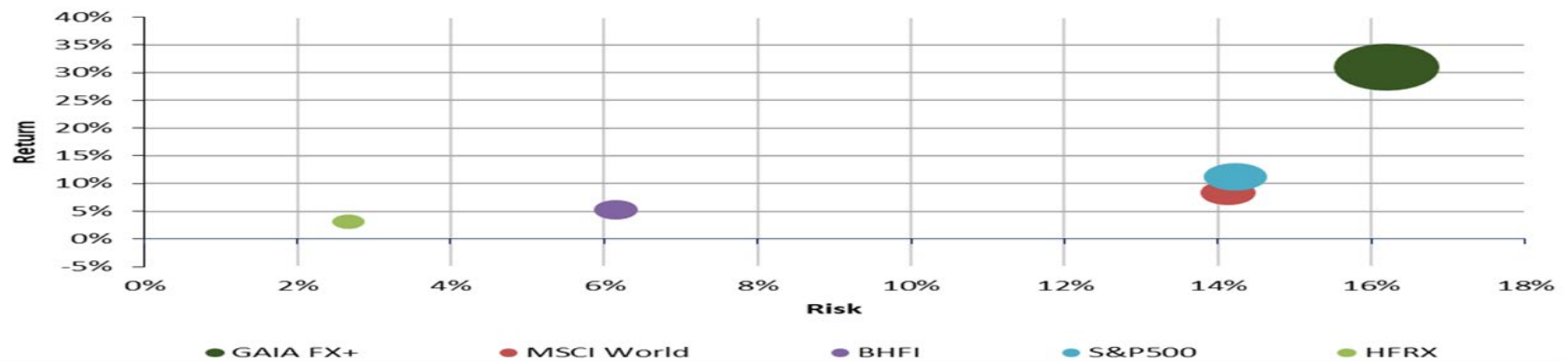
Track Record

Performance Track Record from May 2012 to April 2025

Monthly Performance - FX+

| | Jan | Feb | Mar | Apr | May | Jun | Jul | Aug | Sep | Oct | Nov | Dec | Year |
|------|--------|--------|--------|--------|--------|--------|---------|--------|--------|--------|--------|--------|---------|
| 2012 | | | | | 2.06% | 1.62% | 1.85% | 1.46% | 3.29% | 9.10% | 2.92% | 0.99% | 25.53% |
| 2013 | 2.10% | 3.61% | 6.42% | -1.59% | 3.32% | 7.06% | 4.02% | 4.13% | 2.08% | 0.56% | 3.76% | 11.21% | 56.96% |
| 2014 | 8.00% | 3.10% | 4.18% | 1.19% | 4.78% | 6.80% | 2.97% | -1.16% | -0.38% | 6.42% | 1.55% | 4.30% | 50.12% |
| 2015 | 7.17% | 11.62% | 18.88% | 9.79% | 4.47% | 8.70% | 5.17% | 3.89% | 3.36% | 3.60% | 1.22% | 0.76% | 111.56% |
| 2016 | 4.99% | 3.77% | 2.99% | 0.00% | 6.54% | 2.72% | -1.90% | 4.25% | 8.04% | 6.37% | 8.83% | -0.96% | 55.56% |
| 2017 | 5.87% | -0.92% | 10.35% | 9.07% | -2.36% | 4.54% | 1.43% | -4.89% | 8.16% | -1.16% | -2.32% | 4.03% | 35.05% |
| 2018 | -6.23% | 16.35% | 2.78% | 6.53% | 5.96% | 10.67% | 5.38% | 2.67% | 0.78% | 4.31% | 1.86% | 4.59% | 69.74% |
| 2019 | 1.58% | -3.97% | 2.27% | -5.78% | 1.20% | 2.36% | -10.58% | -2.87% | -3.21% | 1.48% | -2.89% | 2.43% | -17.38% |
| 2020 | 2.24% | -0.61% | 2.13% | -2.84% | 0.78% | 5.18% | 0.83% | -3.93% | 2.28% | -0.29% | 1.63% | 2.93% | 10.45% |
| 2021 | 4.28% | 9.93% | 6.83% | 0.73% | -8.15% | 21.57% | 5.12% | 3.07% | 1.89% | -7.63% | 13.04% | 1.65% | 61.40% |
| 2022 | -9.26% | 7.50% | 3.16% | -3.13% | 2.21% | -1.21% | 0.64% | 1.71% | -3.78% | 0.57% | 0.22% | 0.46% | -1.84% |
| 2023 | 1.41% | -0.38% | 1.74% | 0.53% | -0.63% | 1.28% | -1.07% | -1.23% | -0.87% | -0.22% | 2.41% | -1.05% | 1.85% |
| 2024 | 0.55% | -0.21% | -4.90% | 3.49% | 3.87% | 0.34% | -4.22% | 2.26% | 4.19% | -2.98% | 1.17% | 0.14% | 3.24% |
| 2025 | -0.61% | 0.71% | -2.24% | 0.32% | | | | | | | | | -1.83% |

Risk/Return profiles



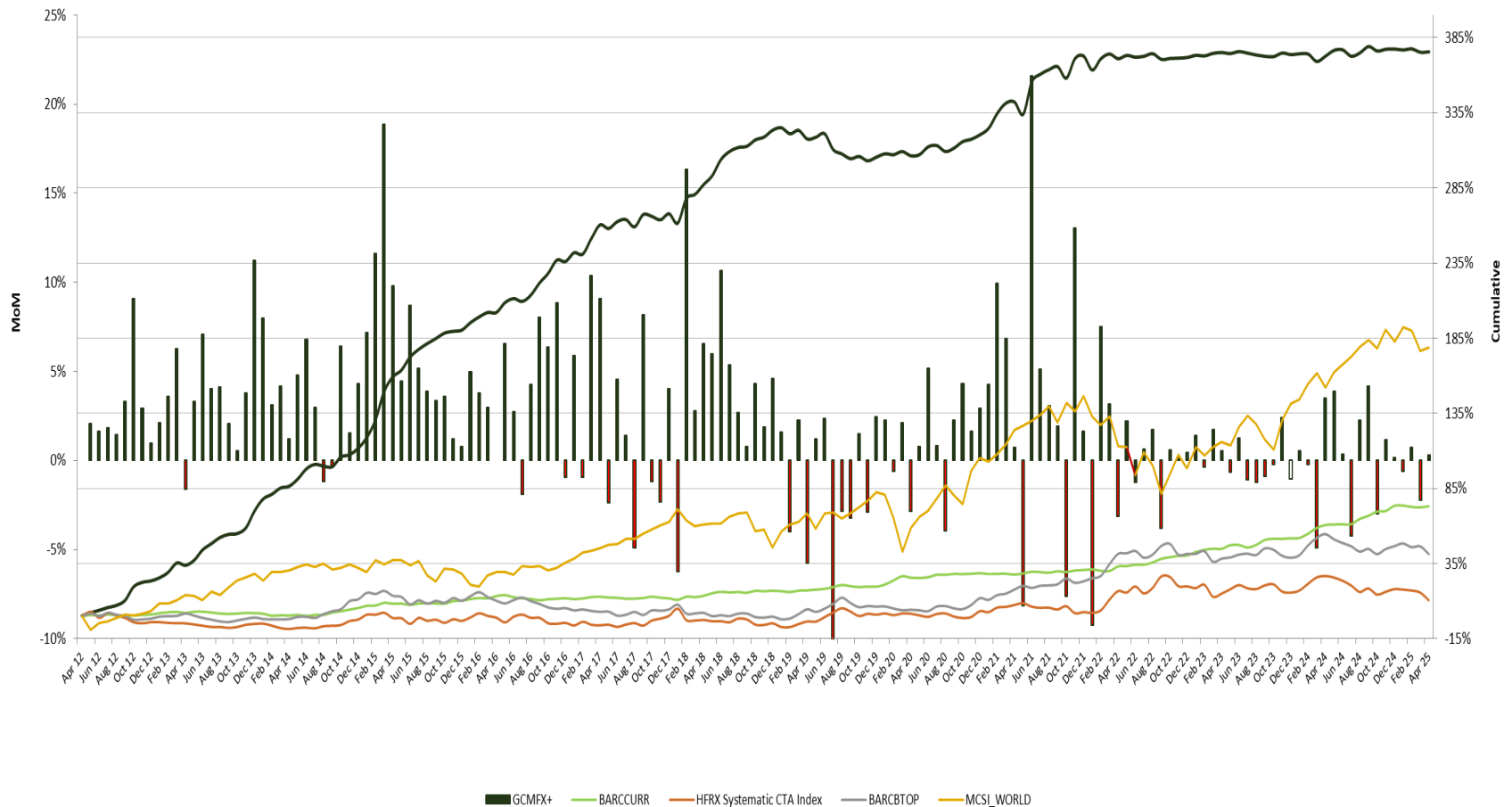
PAST PERFORMANCE IS NOT NECESSARILY INDICATIVE OF FUTURE RESULTS.
FUTURES, OPTIONS, AND FOREX TRADING INVOLVE SUBSTANTIAL RISK OF LOSS AND IS NOT SUITABLE FOR ALL INVESTORS.
FOR INFORMATIONAL PURPOSES ONLY – THIS IS NOT A SOLICITATION



Track Record

Performance Track Record from May 2012 to April 2025

GCM FX+ vs Benchmark Indices



PAST PERFORMANCE IS NOT NECESSARILY INDICATIVE OF FUTURE RESULTS.
FUTURES, OPTIONS, AND FOREX TRADING INVOLVE SUBSTANTIAL RISK OF LOSS AND IS NOT SUITABLE FOR ALL INVESTORS.
FOR INFORMATIONAL PURPOSES ONLY – THIS IS NOT A SOLICITATION



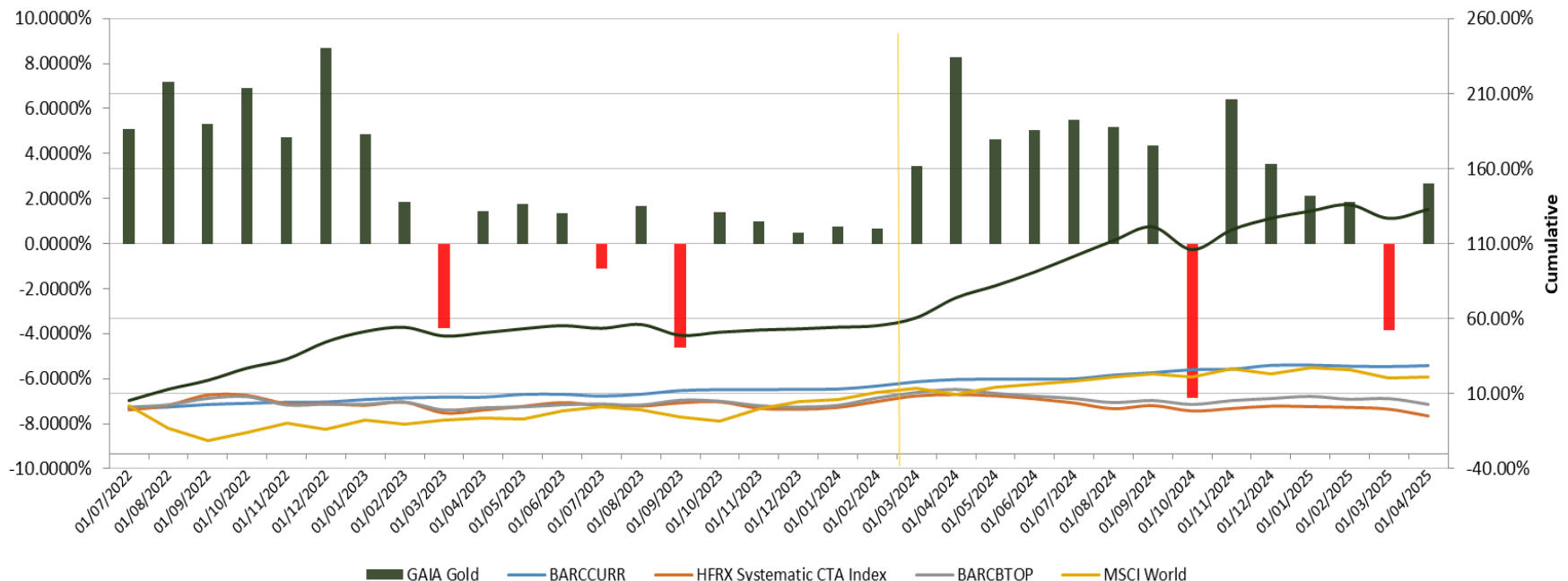
Track Record

Performance Track Record from Jul 2022 to April 2025

Monthly Performance GAIA – Gold Program

| | <u>Jan</u> | <u>Feb</u> | <u>Mar</u> | <u>Apr</u> | <u>May</u> | <u>Jun</u> | <u>Jul</u> | <u>Aug</u> | <u>Sep</u> | <u>Oct</u> | <u>Nov</u> | <u>Dec</u> | <u>Year</u> |
|-------------|------------|------------|------------|------------|------------|------------|------------|------------|------------|------------|------------|------------|---------------|
| 2022 | | | | | | | 5.11% | 7.19% | 5.32% | 6.89% | -4.71% | 8.68% | 31.35% |
| 2023 | 4.86% | 1.86% | -4.77% | 1.44% | 1.77% | 1.37% | -1.13% | 1.66% | -4.63% | 1.38% | 0.97% | 0.49% | 4.96% |
| 2024 | 0.75% | 0.68% | 3.43% | 8.28% | 4.62% | 5.04% | 5.51% | 5.18% | 4.37% | -6.87% | 6.39% | 3.54% | 48.35% |
| 2025 | 2.12% | 1.84% | -3.87% | 2.69% | | | | | | | | | 2.66% |

GAIA Gold vs Benchmark Indices



PAST PERFORMANCE IS NOT NECESSARILY INDICATIVE OF FUTURE RESULTS.
FUTURES, OPTIONS, AND FOREX TRADING INVOLVE SUBSTANTIAL RISK OF LOSS AND IS NOT SUITABLE FOR ALL INVESTORS.
FOR INFORMATIONAL PURPOSES ONLY – THIS IS NOT A SOLICITATION

Rankings

TOP 10 SHORT TERM TRADERS MANAGED FUTURES - PAST 36 MONTHS

APRIL 2022 - MARCH 2025

Ranked by Compound Annual Return

| Program Name or Manager | 36 Mo. Comp. Ann. Return |
|----------------------------------------------------------------|--------------------------|
| 1. GAIA Capital Management Ltd (GAIA Gold) | 42.20 % |
| 2. P/E Investments (Liquidity Strategy) | 31.23 % |
| 3. Insch Kintore Limited (CrossBorder Kintore) | 19.69 % |
| 4. Velocity American Energy Fund L.P. | 19.14 % |
| 5. EdgeHill Investment Group LLC (Edgehill Currency Program) | 18.71 % |
| 6. Premium Capital Advisors AG (Curr. Plus - EM, Prec. Metals) | 18.42 % |
| 7. P/E Investments (FX Strategy - Aggressive) | 15.11 % |
| 8. Premium Capital Advisors AG (Precious Metals Only) | 15.00 % |
| 9. Soaring Pelican LLC (Overnight Advantage) | 14.57 % |
| 10. Deep Edge Fund | 13.97 % |

Ranked by Sharpe Ratio

| Program Name or Manager | 36 Mo. Sharpe Ratio |
|----------------------------------------------------------------|---------------------|
| 1. GAIA Capital Management Ltd (GAIA Gold) | 2.75 % |
| 2. EdgeHill Investment Group LLC (Edgehill Currency Program) | 2.59 % |
| 3. Patronus Capital Management LLC (Patronus Capital LP) | 2.53 % |
| 4. White River Group (Dynamic S&P Options Strategy) | 2.36 % |
| 5. Premium Capital Advisors AG (Curr. Plus - EM, Prec. Metals) | 1.68 % |
| 6. Velocity American Energy Fund L.P. | 1.55 % |
| 7. Estee Management Limited (Estee India Fund) | 1.54 % |
| 8. Premium Capital Advisors AG (Precious Metals Only) | 1.39 % |
| 9. IXI Fund Managers Ltd. (IXI ICAV (Grow A)) | 1.07 % |
| 10. QTS Capital Management, LLC. (QTS Partners, L.P.) | 1.06 % |



RANKING AWARD

Top 10

GAIA Capital Mgmt (GAIA Gold)

CTAs Managing More Than \$10M

For the year of 2024

Ranked by Net Return



BARCLAYHEDGE

A DIVISION OF BACKSTOP SOLUTIONS

RISK DISCLOSURE - PAST PERFORMANCE IS NOT NECESSARILY INDICATIVE OF FUTURE RESULTS.

THIS MATERIAL MENTIONS SERVICES WHICH RANK THE PERFORMANCE OF COMMODITY TRADING ADVISORS. PLEASE NOTE THAT THE RANKINGS APPLY ONLY TO THOSE CTAs WHO SUBMIT THEIR TRADING RESULTS. THE RANKINGS IN NO WAY PURPORT TO BE REPRESENTATIVE OF THE ENTIRE UNIVERSE OF COMMODITY TRADING ADVISORS. THE MATERIAL IN NO WAY IMPLIES THAT THESE RESULTS ARE OFFICIALLY SANCTIONED RESULTS OF THE COMMODITY INDUSTRY. TRADING FUTURES AND OPTIONS INVOLVES SUBSTANTIAL RISK OF LOSS AND IS NOT SUITABLE FOR ALL INVESTORS. THERE IS UNLIMITED RISK OF LOSS IN SELLING OPTIONS. AN INVESTOR MUST READ AND UNDERSTAND THE COMMODITY TRADING ADVISORS CURRENT DISCLOSURE DOCUMENT BEFORE INVESTING. PAST PERFORMANCE IS NOT NECESSARILY INDICATIVE OF FUTURE RESULTS. A COMPLETE DISCUSSION OF FEES AND CHARGES ARE REPORTED IN THE CTA'S DISCLOSURE DOCUMENT. SPECIFICALLY, ONE SHOULD RECOGNIZE THAT AN INTRODUCING BROKER MAY CHARGE A FRONT-END START UP FEE OF UP TO 3% OF THE INITIAL CONTRIBUTION. PLEASE NOTE THAT THIS CHARGE IS NOT REFLECTED IN THE PERFORMANCE OF THE COMMODITY TRADING ADVISOR AND COULD HAVE A SIGNIFICANT IMPACT ON THE CUSTOMERS ABILITY TO ACHIEVE SIMILAR RETURNS. THIS MATTER IS INTENDED AS A SOLICITATION.

Awards



For additional information
please contact:

Nicholas C. White
Managing Director
ncw@gaia-cap.com

Confidentiality Statement:

This document is intended to be confidential between its author, Nicholas White and the persons to whom it has been given personally by Nicholas White. It has not been prepared for or on behalf of any party by the author, who reserves all rights to the material contained in this document exclusively. Reproduction or distribution by any means other than with the express consent of the author is subject to the rights accorded the author by UAE and international contract and copyright laws. If you have received this document from any person other than Nicholas White, then please send a notification of the details of such fact by e-mail ncw@gaia-cap.com .

PAST PERFORMANCE IS NOT NECESSARILY INDICATIVE OF FUTURE RESULTS.
FUTURES, OPTIONS, AND FOREX TRADING INVOLVE SUBSTANTIAL RISK OF LOSS AND IS NOT SUITABLE FOR ALL INVESTORS.
FOR INFORMATIONAL PURPOSES ONLY – THIS IS NOT A SOLICITATION



Risk Disclosure

THE RISK OF LOSS IN TRADING FOREX AND COMMODITIES CAN BE SUBSTANTIAL. YOU SHOULD THEREFORE CAREFULLY CONSIDER WHETHER SUCH TRADING IS SUITABLE FOR YOU IN LIGHT OF YOUR FINANCIAL CONDITION. THE HIGH DEGREE OF LEVERAGE THAT IS OFTEN OBTAINABLE IN COMMODITY TRADING CAN WORK AGAINST YOU AS WELL AS FOR YOU. THE USE OF LEVERAGE CAN LEAD TO LARGE LOSSES AS WELL AS GAINS.

IN SOME CASES, MANAGED COMMODITY ACCOUNTS ARE SUBJECT TO SUBSTANTIAL CHARGES FOR MANAGEMENT AND ADVISORY FEES. IT MAY BE NECESSARY FOR THOSE ACCOUNTS THAT ARE SUBJECT TO THESE CHARGES TO MAKE SUBSTANTIAL TRADING PROFITS TO AVOID DEPLETION OR EXHAUSTION OF THEIR ASSETS. THE DISCLOSURE DOCUMENT CONTAINS A COMPLETE DESCRIPTION OF THE PRINCIPAL RISK FACTORS AND EACH FEE TO BE CHARGED TO YOUR ACCOUNT BY THE COMMODITY TRADING ADVISOR ("CTA").

IF YOU PURCHASE OR SELL A COMMODITY FUTURES CONTRACT OR ENGAGE IN OFF-EXCHANGE FOREIGN CURRENCY TRADING, YOU MAY SUSTAIN A TOTAL LOSS OF THE INITIAL MARGIN FUNDS OR SECURITY DEPOSIT AND ANY ADDITIONAL FUNDS THAT YOU DEPOSIT WITH YOUR BROKER TO ESTABLISH OR MAINTAIN YOUR POSITION. IF THE MARKET MOVES AGAINST YOUR POSITION, YOU MAY BE CALLED UPON BY YOUR BROKER TO DEPOSIT A SUBSTANTIAL AMOUNT OF ADDITIONAL MARGIN FUNDS, ON SHORT NOTICE, IN ORDER TO MAINTAIN YOUR POSITION. IF YOU DO NOT PROVIDE THE REQUESTED FUNDS WITHIN THE PRESCRIBED TIME, YOUR POSITION MAY BE LIQUIDATED AT A LOSS, AND YOU WILL BE LIABLE FOR ANY RESULTING DEFICIT IN YOUR ACCOUNT.

THE REGULATIONS OF THE COMMODITY FUTURES TRADING COMMISSION ("CFTC") REQUIRE THAT PROSPECTIVE CUSTOMERS OF A CTA RECEIVE A DISCLOSURE DOCUMENT WHEN THEY ARE SOLICITED TO ENTER INTO AN AGREEMENT WHEREBY THE CTA WILL DIRECT OR GUIDE THE CLIENT'S COMMODITY INTEREST TRADING AND THAT CERTAIN RISK FACTORS BE HIGHLIGHTED. THIS BRIEF STATEMENT CANNOT DISCLOSE ALL OF THE RISKS AND OTHER SIGNIFICANT ASPECTS OF THE COMMODITY MARKETS. IF ONE HAS NOT BEEN PROVIDED TO YOU, YOU SHOULD REQUEST A HARD COPY OF THE DISCLOSURE DOCUMENT AND STUDY IT CAREFULLY TO DETERMINE WHETHER SUCH TRADING IS APPROPRIATE FOR YOU IN LIGHT OF YOUR FINANCIAL CONDITION. THE CFTC HAS NOT PASSED UPON THE MERITS OF PARTICIPATING IN ANY OF THESE TRADING PROGRAMS NOR ON THE ADEQUACY OR ACCURACY OF ANY OF THESE DISCLOSURE DOCUMENTS.

OTHER DISCLOSURE STATEMENTS ARE REQUIRED TO BE PROVIDED YOU BEFORE A COMMODITY ACCOUNT MAY BE OPENED FOR YOU. ADDITIONAL DISCLOSURE REQUIRED FOR ADMINISTRATIVE FEES. A COMPLETE DISCUSSION OF FEES AND CHARGES ARE REPORTED IN THE CTA'S DISCLOSURE DOCUMENT.